

**ZT-FALCON
ROLLATOR**

USER MANUAL



Available Colours:

PEARL RUBY RED
PEARL NIGHT BLUE



Model may vary to that shown

Specifications

- Height Adjustable Handles
- Maximum User Weight: 112kg
- Net Weight: 5.5kg
- Gross Weight: 6.5kg
- Backrest
- Locking Arthritic Loop Brakes
- Padded Seat
- Removable Shopping Bag

Please ensure that this manual is read and understood
before using the rollator



Z-Tec Mobility

Unit 1B Albion Works, Moor Street, Brierley Hill, West Midlands DY5 3SZ

(Sept 2012)

PLEASE ENSURE THAT THIS MANUAL IS READ AND UNDERSTOOD BEFORE USING THE ROLLATOR

Product Description

Z-Tec Falcon has been designed to be used by a range of clients whose mobility has been reduced by a disability or chronic illness. Suitability of these rollators can vary from a permanent disability such as arthritis or a stroke, to a chronic illness such as polio or a spinal chord injury. The design incorporates a 4 wheeled rollator, with a back support, with the intention of it being used as a walking aid to enhance the mobility of a person with a maximum mass of 112kg/17.5 Stones , where mobility is impaired. The design ergonomically accommodates a wide range of disabilities for all ages of user. Suitability is dependant upon the degree and nature of disability and where possible should be determined through a thorough risk assessment carried out by a qualified medical professional. This rollator is suitable for assisting in rehabilitation, restoring independence and in some instances long term alleviation of disabilities and chronic illnesses.

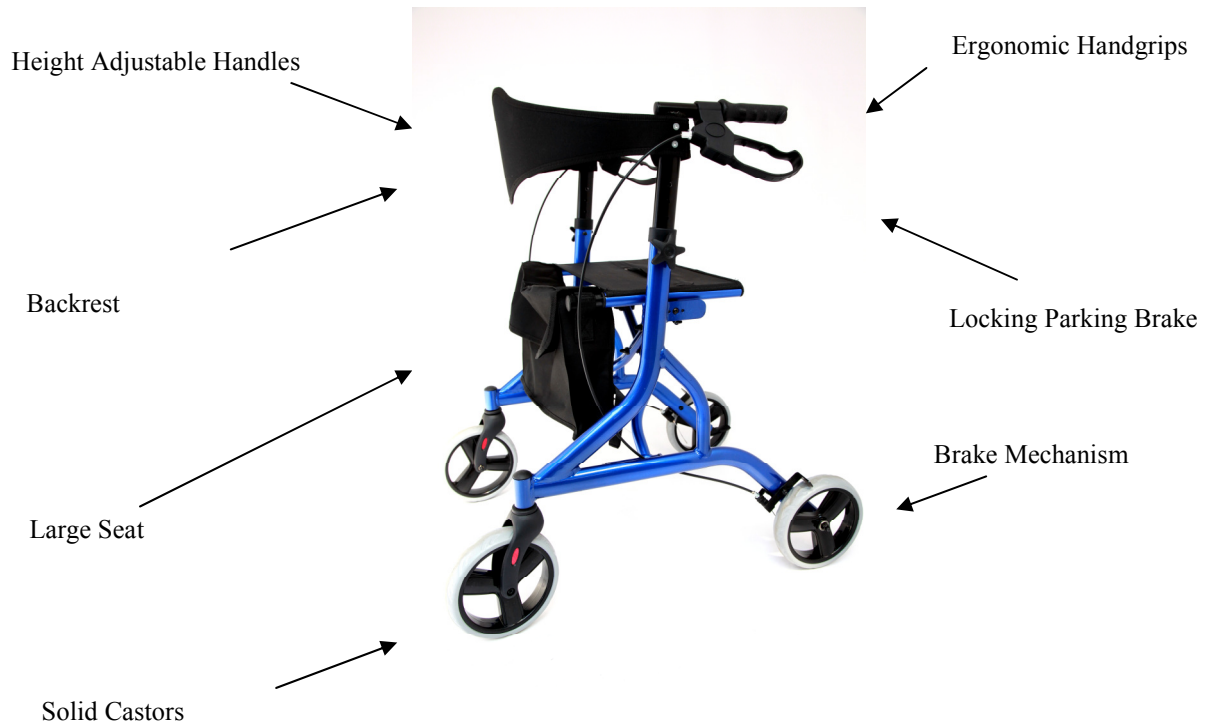
Consideration must be given at point of prescription to required usage with regard to the capabilities of the user and the environment and terrain on which the product will be used.

The Z-Tec Falcon , manufactured by Z-Tec Mobility is placed on the EU market, CE marked, as Class 1 Medical Device and complies with the Essential Requirements of the Medical Devices Directive 93/42/EEC.

Specification

- Length 72cm / 28.4 Inches
- Width: 28cm/25.2 Inches
- Height: 78-88cm / 30.7-34.7 Inches
- Seat Height: 56cm / 22 Inches
- Maximum User Weight: 112kg / 17.5 Stones
- Net Weight: 5.5 kg
- Bag Max Load: 5kg

Parts Description



NOTE: The brakes are factory set & may not require initial adjustment. For technical assistance on the brakes, contact your local Z-Tec dealer.

1. Remove all packaging from the rollator.
2. Fold out the rollator by pushing down on the two rails at the edge of the seat until they lock into the c shaped clips
3. Insert the handles until the required height of the handles is reached, put the bolt through the hole from the outside and tighten

Brakes

n.b. The brakes are preset and adjustment should only be necessary if the brakes become loose or no longer function correctly.

These levers are to be used by hand only.

These brakes are NOT to be used as a means of slowing the rollator or bringing it to a stop, they are a parking brake only.


Adjustment would be required as the brake lever, cable or wheel wears.

To operate the locking arthritic loop brakes

1. Squeeze the brake lever up to engage the brake (A in the upwards direction as shown in the photo).
2. To lock the brakes, push down on the brake lever until it locks (B downwards arrow).
3. To unlock the brakes, pull up on brake lever until the lock disengages (see upwards arrow marked as C)



To adjust the braking system release the locking nut & screw out the cable adjuster (E.) until the brake arm (F) clears the wheel by approx. 1mm. Retighten locking nut & repeat on other brake mechanism. With both wheels off the ground & the brakes disengaged check that they spin freely & do not rub the brake arm (F).



Ascending, Traversing Across & Descending Slopes, Steps, Inclines etc..

It is important to keep yourself safe at all times when using your rollator especially when walking on slopes, inclines or while negotiating steps or kerbs. The following guidelines will help provide some information regarding stability while using your rollator.

It is also important to plan and select your route carefully to avoid uneven or soft ground and wherever possible an alternative route should be used. Do not use on an incline if covered in snow, ice or a film of water or oil.

Do not use the rollator on gradients of 7° / 1 in 8 or above

You must not make any unauthorized adaptations or changes to your rollator as this may cause your rollator to become instable. You must also avoid incorrect seating positions or movements that will also cause your rollator to become instable.

You must not exceed the maximum carrying capacity of 112kg / 17.5 Stones for this rollator.
















If you are unsure of any details indicated here, please consult with a qualified person e.g. Authorised Z-Tec Dealer

Care and Maintenance

In order to get the most from your rollator it is recommended to take care of it and carry out regular checks and maintenance. Some simple daily and weekly checks can be carried out by a competent person. It may also be required to make adjustments and carry out some minor maintenance on a monthly basis, again this can be done by a competent person. At least once a year it is recommended to have your rollator fully inspected and serviced by one of Z-Tec's approved dealers.

The rollator should be kept clean and dust free by using a duster or damp cloth regularly with a mild detergent added. Do NOT use any abrasive cleaners as they may damage your rollator.

The rollator should be stored in a clean and dry place away from direct sunlight and in the folded position.

Recommended Check / Service Interval	Daily	Weekly	Monthly	Annually
• Tyre wear	 3	 3	 3	 3
• Wheel bearings			 3	
 3				
• Castors	 3	 3	 3	 3
• Brakes	 3	 3	 3	 3
• Seat upholstery			 3	

Should any defects become apparent on your rollator or if the brakes do not respond as well as expected cease using the rollator immediately, get it checked by a competent person or contact your Z-Tec mobility dealer for inspection.

Product Lifespan

This rollator has been designed and manufactured to a high standard and subject to regular care and maintenance it is expected to last for 5 years.

General Safety Tips

Before using the rollator please read the safety information below:

Get to know your rollator.

Be careful during your first use of this rollator.

Do not exceed the maximum gradient of 10° (18%).

DO NOT operate on an incline if covered in ice or a film of water or oil.

DO NOT operate on roads or highways.

Practice using on level ground as well as going up and down hill.

While used indoors, get use to using on different floor surfaces.

Only one person to occupy the rollator when seated for resting while on level ground.

Do not stand on the rollator seat.

DO NOT stand on the frame of the rollator.

Do not use escalators, use a suitable lift.

Users should not sit in the rollator whilst riding in any means of transport.

Do not reach for items further than your arm will extend while seated.

Maintain correct balance while seated in the rollator.

When moving be aware of potential hazards, such as steps, doorways, appliances, children's toys, cables, etc..

Always apply the parking brakes when seated.

The rollator brakes are not suitable for slowing the rollator down..

In the event of damage or repair, please consult your service agent / dealer.

Unprofessional or incorrect adaptation or adjustment work could increase the risk of accidents.

Users may put themselves at risk by improperly using their rollator.

Transportation

This rollator must not be used as a seat in a motor vehicle. The user should transfer to a seat in the motor vehicle and the rollator folded and stowed away as a piece of luggage.

Warranty

Z-Tec products are guaranteed for 12 months from the date of purchase, this warranty is not transferable. Should any part of the product require repair or full replacement as a result of a manufacturing or material defect within the warranty period, parts will be supplied free of charge. The guarantee excludes tyres and all items that have been subjected to undue wear and misuse. Under normal circumstances no responsibility will be accepted where the product has not been maintained in accordance with the manufacturer's recommendations. This does not affect your statutory rights.

If any other issues arise that are not mentioned in this user manual please write to the address on the front of this manual.

Product Disposal

If you wish to recycle or dispose of your rollator please take it to your local municipal waste site.